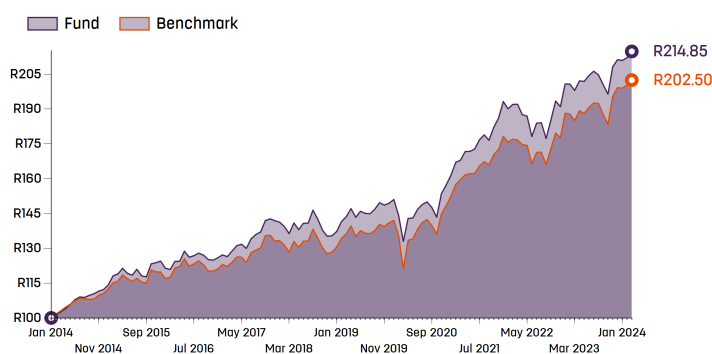


Fund Information

Fund Objective	To assist investors to reach a return after fees of CPI +6% p.a. over rolling 7 year periods, through a spectrum of investments in the equity, bond, money or property markets and participatory interests in related CIS.
Fund Manager	Hollard Investment Managers (Pty) Ltd
Class Launch Date	23 January 2014
Total Fund Size	R 253 089 911
ASISA Fund Sector	South African - Multi Asset - High Equity
Benchmark	Median of Sector
Pension Fund Act Reg 28	Compliant
Income Distribution Dates	Semi annually (Feb and Aug)
Investment Horizon	Long term - 7 year rolling periods or longer
Codes	JSE: HPSAF ISIN: ZAE000182804
Price Per Unit	171.93 cents
Risk Rating	Moderately Aggressive

Performance

Value of R100 invested at inception and all distributions reinvested



Performance Period (%)	Fund	Benchmark
1 month	1.27	1.04
3 months	1.69	1.64
Year to date	1.69	1.64
1 year	8.50	9.41
3 years annualised	8.55	8.26
5 years annualised	8.38	8.25
7 years annualised	7.58	7.26
10 years annualised	7.67	6.99
Since inception annualised (122 months)	7.81	7.19
Since inception cumulative (122 months)	114.85	102.50

Annualised total return is the geometric average return earned by the fund each year, over a given period. Annualised return is calculated for periods greater than 12 months.

Statistics (Since Inception)

Statistics	Fund	Benchmark
Monthly standard deviation annualised (%)	8.00	8.55
Positive months (%)	64.75	63.11
Maximum drawdown (%)	-11.93	-14.61
Outperformance annualised (%)	0.63	
Months outperformed benchmark (%)	51.64	
Highest Annual Performance (%) *	27.01	31.58
Lowest Annual Performance (%) **	-7.41	-10.94

Highest or lowest consecutive 12-month returns since inception. This is a measure of how much the Fund and the benchmark returns have varied per rolling 12-month period

* Fund's highest 12-month return ending 31 October 2021
Benchmark's highest 12-month return ending 31 March 2021

** Fund's lowest 12-month return ending 31 March 2020
Benchmark's lowest 12-month return ending 31 March 2020

Investment Mandate

The fund's investment policy requires that:

- > At least 55% of assets to be invested in South African markets
- > Up to 45% of assets may be invested outside of South Africa
- > Up to 10% of assets invested outside of South Africa may be invested in Africa (ex SA)
- > Up to 75% may be exposed to equities (including international equities)
- > Up to 25% may be exposed to property (including international property)

Investor Profile

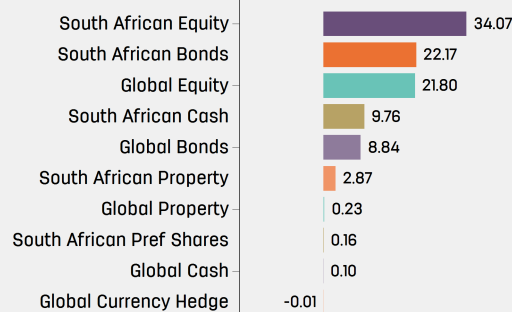
This fund is suitable for those investors who:

- > Seek exposure to an equities-biased collection of assets to provide long-term capital growth comfortably above inflation
- > Are comfortable with some equity-related price fluctuation (i.e. short to medium term volatility)
- > Wish to use the Fund as an investment vehicle, after a professional financial needs analysis and investment planning exercise

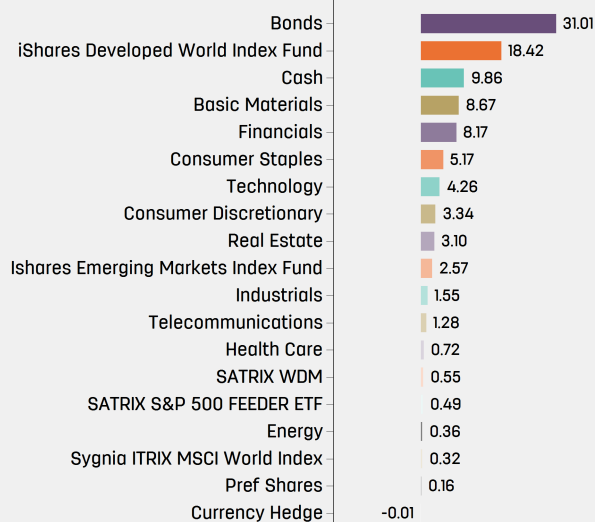
Fees & Expenses (%)

Total Investment Charge (incl. VAT period end 31 Dec 2023)	1.70
Total Expense Ratio	1.67
Transaction Cost	0.03
Initial Management Fee (excl. VAT)	0.00
Annual Management Fee (excl. VAT)	1.20
Performance Fees	N/A

Asset Allocation (%)



Sector Allocation (%)



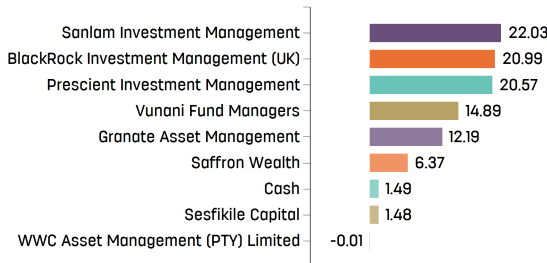
Top Holdings (%)

iShares Developed World Index Fund	18.42
Prescient Global Income B	8.31
Saffron BCI Active Bond E	6.37
Naspers Limited	2.68
Ishares Emerging Markets Index Fund	2.57
R2030 8.0% 31012030	1.98
R2032 RSA 310332 8.25%	1.77
Compagnie Fin Richemont	1.70
British American Tobacco Plc	1.67
Firststrand Limited	1.65
Other	52.87
Total	100.00

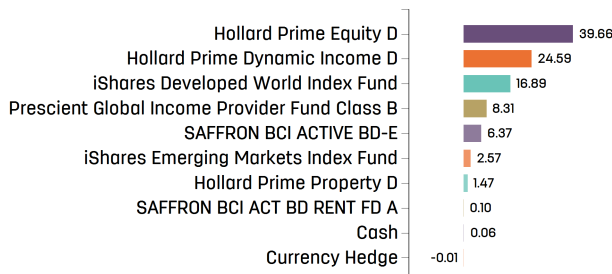
Income Distributions last 12 months (cents per unit)

Month	Dividends	Interest	Total
Feb 2024	0.599	1.289	1.885
Aug 2023	0.715	1.522	2.217
Total	1.314	2.811	4.102

Underlying Manager Allocation (%)



Underlying Portfolio Allocation (%)



Statutory Disclaimer & Notes

This is a minimum disclosure document. Collective Investment Schemes in Securities are generally medium to long term investments. The value of participatory interests may go down as well as up and the manager does not provide any guarantee either with respect to the capital or the return of a portfolio. Past performance is not necessarily an indication of future performance. CIS's are traded at ruling prices and can engage in borrowing and scrip lending. Different classes of units apply to these portfolios and are subject to different fees and charges. A schedule of fees and charges and maximum commissions is available on request from the manager. The manager has a right to close portfolios to new investors in order to manage them more efficiently in accordance with their mandates. Commission and incentives may be paid and if so, would be included in the overall costs. Forward pricing is used. The manager may borrow up to 10% of the market value of the portfolio to bridge insufficient liquidity. Investment performance is for illustrative purposes only and is calculated by taking actual initial fees and all ongoing fees into account for the amounts shown and reinvesting all income on the reinvestment date. Actual investment performance will differ based on the initial fees applicable, the actual investment date and the date of reinvestment of income and dividend withholding tax. Performance is calculated for the portfolio as well as that of the individual investor. Dealing prices are calculated on a net asset value and auditor's fees, bank charges and trustee fees are levied against the portfolios. Fund of funds are portfolios that invests in portfolios of collective investment schemes that levy their own charges, which could result in a higher fee structure for the fund of funds. The manager retains full legal responsibility for the third-party-named portfolio. The daily cut off time is 14:00 for trades and the valuation point is 17:00. Prices are published on Finswitch by 10:00 daily and are also available on the Hollard Investments website. Although reasonable steps have been taken to ensure the validity and accuracy of the information in this document, Prime does not accept any responsibility for any claim, damages, loss or expense, howsoever arising, out of or in connection with the information in this document, whether by a client, investor or intermediary. This document should not be seen as an offer to purchase any specific product and is not to be construed as advice or guidance in any form whatsoever. Investors are encouraged to obtain independent professional investment and taxation advice. The Hollard Prime co-named funds (as defined in BN 778 of 2011) are registered under the Prime Collective Investment Scheme, managed by Prime Collective Investment Schemes Management Company (RF) (Pty) Ltd ("Prime CIS") (Registration No. 2005/017098/07), a registered Collective Investment Schemes Management Company in terms of the Collective Investment Schemes Control Act 45 of 2002, supervised by the Financial Sector Conduct Authority ("FSCA") - 28 Peter Place, Lyme Park, Sandton. Trustee Services are provided by FirstRand Bank Limited - Merchant Place Cnr Fredman Drive & Rivonia Rd, Sandton, 2196. Hollard Investment Managers (Pty) Ltd is the FSCA approved and appointed investment manager of the co-named CIS funds - Hollard Villa Arcadia, 22 Oxford Street, Parktown, Johannesburg. Hollard Investments is a division within the Hollard Life Assurance Company and Hollard Investment Managers. Both companies are authorised Financial Services Providers.

Sub-Delegated Manager Contact Details:

Prescient Investment Management (Pty) Ltd: (T) +27 21 700 3600 (E) info@prescient.co.za | Sesfikile Capital (Pty) Ltd: (T)+27 11 684 2679 (E) sescap@sesfikilecapital.co.za
 Vunani Fund Managers (Pty) Ltd: (T) 021 670 4900 (E) info@vunanifm.co.za | Sanlam Investment Management (Pty) Ltd: (T) 0860 100 266 (E) service@sanlaminvestments.com
 Granate Asset Management (Pty) Ltd: (T) +27 (21) 276 3450 (E) info@granate.co.za | WWC Asset Management (Pty) Limited: (T) 010 597 6800 (E) wwwcam@gtc.co.za

Underlying Portfolio Manager Contact Details:

BlackRock Investment Management (UK): (T) +44 131 472 7200 (London Offices) | Saffron Wealth (Pty) Ltd: (T) +27 (0)21 880 7080 (E) info@saffronwealth.com

Fund Managers

Ashveena Teeluckdharry-Khusial, CFA CAIA

Chief Investment Officer

Ashveena manages the Hollard Prime Unit Trust Funds and oversees the investment process. She is responsible for the asset allocation, manager research, portfolio construction and monitoring of the Hollard Prime Unit Trust Funds. Ashveena joined Hollard Investments in May 2015, from Liberty Financial Solutions where she managed the Liberty shareholder investment portfolio. Ashveena started her career at PPS Investments.



Conlias Mancuveni, FRM MBA

Head: Implemented Portfolio Solutions

Conlias co-manages the Hollard Prime unit trust range with responsibilities for asset allocation, manager research, portfolio construction and monitoring. He has over 15 years' experience in investment management. Conlias has also spent time in Australia where he was a Senior Investment Consultant for National Australia Bank, managing discretionary multi-asset portfolios and providing consulting services to institutional and high networth clients. He first joined Hollard Investments in March 2013, from PPS Investments where he was a Senior Investment Analyst.



Contact Information

Investment Manager	Hollard Investment Managers (Pty) Ltd
Company Registration	1997/001696/07
Client Service	0860 202 202
Fax	011 351 3816
Email	customer@hollardinvestments.co.za
Website	www.hollard.co.za/unit-trust-funds