

Fund Information

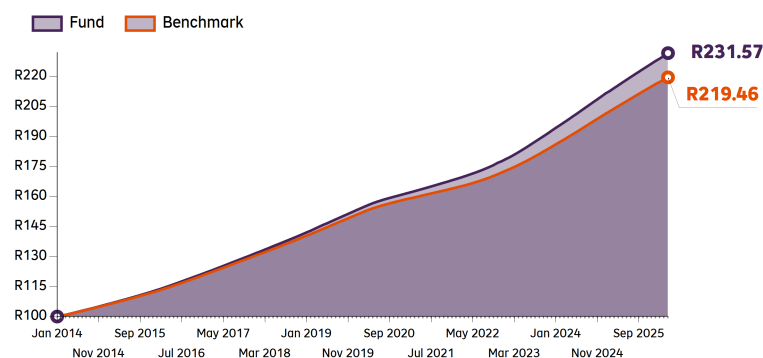
Fund Objective	Maximise interest income, preserve the fund's capital and provide immediate liquidity by investing in money market instruments with a residual maturity of less than 13 months.
Fund Manager	Hollard Investment Managers (Pty) Ltd
Class Launch Date	23 January 2014
Total Fund Size	R 4,376,864,982 as at 2026-04-30
ASISA Fund Sector	South African - Interest Bearing - SA Money Market
Benchmark	ASISA South African IB Money Market average [~]
Pension Fund Act Reg 28	Compliant
Income Distribution Dates	Monthly
Investment Horizon	Short-term - 12 months or longer
Codes	JSE: HPMMF ISIN: ZAE000182770
Price Per Unit	100 cents
Risk Rating	Conservative

[~] Effective 01/08/2025: The fund benchmark has changed from the Median of the ASISA sector to the Average of the ASISA sector

Performance

Value of R100 invested at inception and all distributions reinvested

Investment performance is for illustrative purposes only and calculated by taking actual initial fees and ongoing fees into account for amount shown with income reinvested on reinvestment date.



Performance Period (%)

	Fund	Benchmark
1 year	7.49	7.01
3 years annualised	8.35	7.70
5 years annualised	7.25	6.52
7 years annualised	6.94	6.32
10 years annualised	7.22	6.70
Since inception annualised (147 months)	7.10	6.63
Since inception cumulative (147 months)	131.57	119.46

Annualised total return is the geometric average return earned by the fund each year, over a given period. Annualised return is calculated for periods greater than 12 months.

Statistics (Since Inception)

	Fund	Benchmark
Monthly standard deviation annualised (%)	0.38	0.39
Positive months (%)	100.00	100.00
Maximum drawdown (%)	0.00	0.00
Yield to maturity (gross annualised)	7.52	
Modified duration - (including ILBs)	0.19	
Outperformance annualised (%)	0.47	
Months outperformed benchmark (%)	94.56	
Highest Annual Performance (%) *	9.00	8.28
Lowest Annual Performance (%) **	4.37	3.67

Highest or lowest consecutive 12-month returns since inception. This is a measure of how much the Fund and the benchmark returns have varied per rolling 12-month period

* Fund's highest 12-month return ending 30 June 2024
 Benchmark's highest 12-month return ending 30 November 2024
 ** Fund's lowest 12-month return ending 31 August 2021
 Benchmark's lowest 12-month return ending 31 December 2021

Source: Morningstar & Hollard Investments

Investment Mandate

The fund's investment policy requires that:

- At least 55% of assets to be invested in South African markets
- Up to 45% of assets may be invested outside of South Africa
- Up to 13 months residual maturity for an instrument in the fund
- Up to 120 days weighted average legal maturity of all instruments
- Up to 90 days weighted average duration of all instruments included

Investor Profile

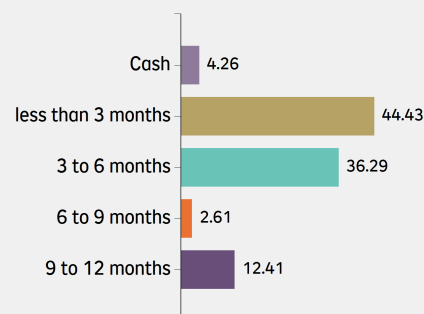
This fund is suitable for those investors who:

- Seek exposure to a stable, unitary-priced, income providing investment
- Are not comfortable with price fluctuations
- Are averse to the risk of capital loss
- Wish to use the Fund as a short-term interest-bearing "building block", or a phasing-in vehicle, in a diversified multi-asset class portfolio

Fees & Expenses (%)

Total Investment Charge (incl. VAT period end 31 Mar 2026)	0.37
Total Expense Ratio	0.37
Transaction Cost	0.00
Initial Management Fee (incl. VAT)	0.00
Annual Management Fee (incl. VAT)	0.35
Performance Fees	N/A

Maturity Exposure (%)



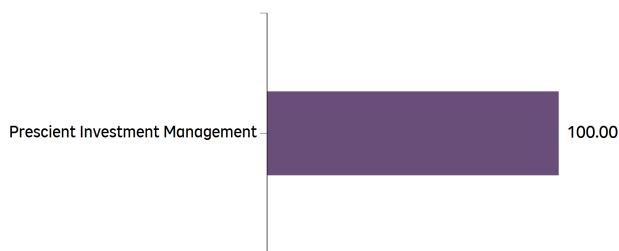
Top Holdings (%)

RSA TB 0% 030626	5.13
RSA TB 0% 090926	5.08
Standard Bank FRN JB6+27.5 040327	4.65
RSA TB 0% 230926	4.00
RSA TB 0% 100626	3.97
RSA TB 0% 160926	3.64
Nedbank Semi-annual Step-Up FRN JB3+57.5 200426 (20281020)	3.44
MBF075 8.37500% 310526	3.37
RSA TB 0%200526	2.87
Nedbank Semi-annual Step-Up FRN JB3+110 080626 (20280606)	2.82
Other	61.03
Total	100.00

Income Distributions last 12 months (cents per unit)

Month	Dividends	Interest	Total
Apr 2026	0.000	0.562	0.562
Mar 2026	0.000	0.583	0.583
Feb 2026	0.000	0.533	0.533
Jan 2026	0.000	0.591	0.591
Dec 2025	0.000	0.599	0.599
Nov 2025	0.000	0.583	0.583
Oct 2025	0.000	0.615	0.615
Sep 2025	0.000	0.601	0.601
Aug 2025	0.000	0.615	0.615
Jul 2025	0.000	0.635	0.635
Jun 2025	0.000	0.628	0.628
May 2025	0.000	0.655	0.655
Total	0.000	7.200	7.200

Underlying Manager Allocation (%)



Fund Managers

Ashveena Teeluckdharry-Khusial, CFA CAIA

Chief Investment Officer

Ashveena manages the Hollard BCI Unit Trust Funds and oversees the investment process. She is responsible for the asset allocation, manager research, portfolio construction and monitoring of the Hollard BCI Unit Trust Funds. Ashveena joined Hollard Investments in May 2015, from Liberty Financial Solutions where she managed the Liberty shareholder investment portfolio. Ashveena started her career at PPS Investments.



Conlias Mancuveni, FRM MBA

Head: Implemented Portfolio Solutions

Conlias co-manages the Hollard BCI Unit Trust Funds with responsibilities for asset allocation, manager research, portfolio construction and monitoring. He has over 15 years' experience in investment management. Conlias has also spent time in Australia where he was a Senior Investment Consultant for National Australia Bank, managing discretionary multi-asset portfolios and providing consulting services to institutional and high networth clients. He first joined Hollard Investments in March 2013, from PPS Investments where he was a Senior Investment Analyst.



Contact Information

Investment Manager	Hollard Investment Managers (Pty) Ltd
Company Registration	1997/001696/07
Client Service	0860 202 202
Fax	011 351 3816
Email	customer@hollardinvestments.co.za
Website	www.hollard.co.za/unit-trust-funds



Statutory Disclaimer & Notes

Fundrock Collective Investments (RF) (Pty) Ltd ("FR") is part of the Apex Group Ltd. FR is a registered Manager of the Fundrock Collective Investments Scheme, approved in terms of the Collective Investments Schemes Control Act, No 5 of 2002 and is a full member of the Association for Savings and Investment SA. Collective Investment Schemes in securities are generally medium to long term investments. The value of participatory interests may go up or down and past performance is not necessarily a indication of future performance. Valuation takes place daily and prices can be viewed on our website (www.hollard.co.za). The Manager does not guarantee the capital or the return of a portfolio. Collective Investments are traded at ruling prices and can engage in borrowing and scrip lending. Portfolio valuation and transaction cut off times for all Hollard BCI CIS funds except for the Hollard BCI Money Market Fund is 14:00. Hollard BCI Money Market Fund cut off time is 12:00. A schedule of fees, charges and maximum commissions is available on request. FR reserves the right to close the portfolio to new investors and reopen certain portfolios from time to time in order to manage them more efficiently. Additional information, including application forms, annual or quarterly reports can be obtained from FR, free of charge. Performance figures quoted for the portfolio is from Morningstar, as at the date of this document for a lump sum investment, using NAV-NAV with income reinvested and do not take any upfront manager's charge into account. Income distributions are declared on the ex-dividend date. Income is reinvested on the reinvestment date. Actual investment performance will differ based on the initial fees charge applicable, the actual investment date, the date of reinvestment and dividend withholding tax. Actual annual performance figures are available to existing investors on request. Investments in foreign securities may include additional risks such as potential constraints on liquidity and repatriation of funds, macroeconomic risk, political risk, foreign exchange risk, tax risk, settlement risk as well as potential limitations on the availability of market information. Asset allocation may not add up to 100% due to rounding. Fundrock Collective Investments (RF) (Pty) Ltd retains full legal responsibility for the third party named portfolio. Although reasonable steps have been taken to ensure the validity and accuracy of the information in this document, FR does not accept any responsibility for any claim, damages, loss or expense, however it arises, out of or in connection with the information in this document, whether by a client, investor or intermediary. This document should not be seen as an offer to purchase any specific product and is not to be construed as advice or guidance in any form whatsoever. Investors are encouraged to obtain independent professional investment and taxation advice before investing with or in any of FR/the Manag  products. Access the FR Privacy Policy and the FR Terms and Conditions on the FR website (www.bcis.co.za). A money market portfolio is not the same as a bank deposit account. The price is targeted at a constant value. The total return to the investor is made up of interest received and any gain or loss made on any particular instrument. In most cases the return will merely have the effect of increasing or decreasing the daily yield, but that in the case of abnormal losses it can have the effect of reducing the capital value of the portfolio. Excessive withdrawals from the portfolio may place the portfolio under liquidity pressures and in such circumstances a process of ring-fencing of withdrawal instructions and managed pay-outs over time may be followed. The yield is calculated using an annualised seven day rolling average.

Management Company Information: Fundrock Collective Investments (RF) (Pty) Ltd, Catnia Building, Bella Rosa Village, Bella Rosa Street, Bellville, 7530, Tel: +27 (021) 007 1500/1/2; Email: clientservices@bcis.co.za; Website: www.bcis.co.za | Custodian / Trustee Information: The Standard Bank of South Africa Limited, Tel: 27 (021) 441 4100

Effective 24/05/2024: Hollard Prime Funds amalgamated with Hollard BCI Funds. Annualized return is the weighted average compound growth rate over the period measured.

Sub-Delegated Manager Contact Details:

Prescient Investment Management (Pty) Ltd: (T) +27 21 700 3600 (E) info@prescient.co.za