

## Fund Information

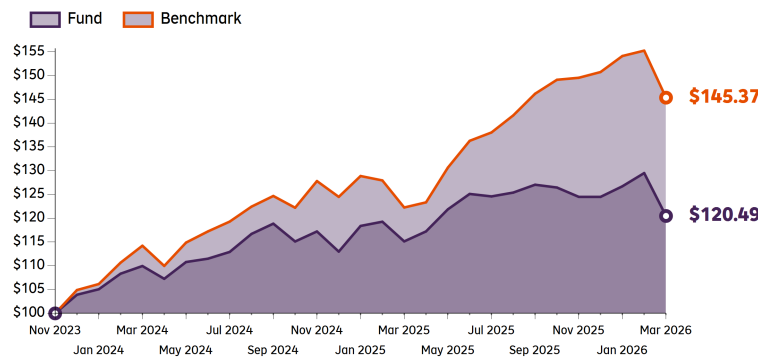
**Fund Objective** The fund aims to achieve capital growth over the long term with less volatility than global equity markets. The fund aims to achieve this objective by investing in diversified opportunities across various markets and industries around the world. A focus on earnings growth and consistent cash flow generation will see the fund earn superior long-term, risk adjusted returns.

Fund Manager	Hollard Investment Managers (Pty) Ltd
Class Launch Date	23 November 2023
Total Fund Size	USD 15 761 044
Fund Classification	UCITS
Benchmark	MSCI World Index
Income Distribution Dates	None (Accumulating class)
Investment Horizon	Long term - 7 year rolling periods or longer
Codes	<b>ISIN: IE000USZ5S84</b>
Total Units	54,459
Price Per Unit	\$121.26
Risk Rating	Aggressive

## Performance

### Value of \$100 invested at inception and all distributions reinvested

Investment performance is for illustrative purposes only and calculated by taking actual initial fees and ongoing fees into account for amount shown with income reinvested on reinvestment date.



### Performance Period (%)

	Fund	Benchmark
1 year	4.65	18.90
2 years annualised	4.68	12.81
Since inception annualised (28 months)	8.32	17.39
Since inception cumulative (28 months)	20.49	45.37

Annualised total return is the geometric average return earned by the fund each year, over a given period. Annualised return is calculated for periods greater than 12 months.

### Statistics (Since Inception)

	Fund	Benchmark
Monthly standard deviation annualised (%)	9.37	10.33
Positive months (%)	67.86	78.57
Maximum drawdown (%)	-6.97	-6.37
Outperformance annualised (%)	-9.08	
Months outperformed benchmark (%)	28.57	
Highest Annual Performance (%) *	17.23	27.83
Lowest Annual Performance (%) **	4.65	7.04

Highest or lowest consecutive 12-month returns since inception. This is a measure of how much the Fund and the benchmark returns have varied per rolling 12-month period

\* Fund's highest 12-month return ending 30 November 2024

Benchmark's highest 12-month return ending 30 November 2024

\*\* Fund's lowest 12-month return ending 31 March 2026

Benchmark's lowest 12-month return ending 31 March 2025

Source: Morningstar & Hollard Investments, Cidel AM

## Investment Mandate

### The fund's investment policy requires that:

Up to 15% of the Net Asset Value of the Fund may be invested in emerging markets

Up to 10% of the Net Asset Value of the Fund may be invested, in aggregate, in one or more open-ended collective investment schemes (including exchange traded funds)

Up to 10% of the Net Asset Value of the Fund will be held in the shares or securities of any one corporate issuer, measured at the time of purchase

## Investor Profile

### This fund is suitable for those investors who:

Seek exposure to global listed equities to provide long-term capital growth

Are comfortable with stock market fluctuation (i.e. short to medium term volatility)

Are prepared to take on the risk of capital loss

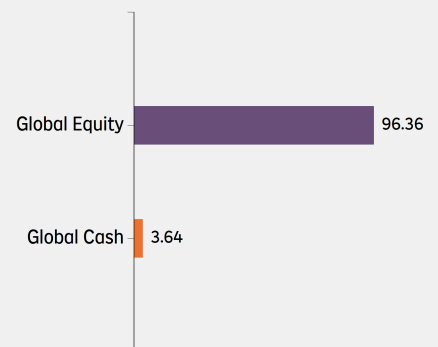
Wish to use the Fund as an equity "building block" in a diversified multi-asset class portfolio

## Fees & Expenses (%)

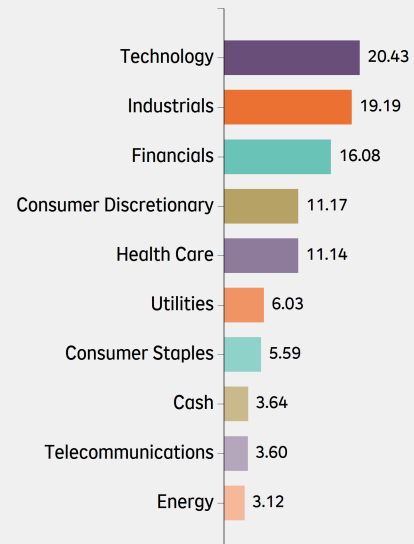
<b>Total Investment Charge (incl. VAT period end 28 Feb 2026)</b>	<b>1.58</b>
Total Expense Ratio	1.35
Transaction Cost	0.23
Initial Management Fee (incl. VAT)	0.00
Annual Management Fee (incl. VAT)	0.70
Performance Fees	N/A

The Total Investment Charge and related costs use the available history since inception and are annualized.

## Asset Allocation (%)



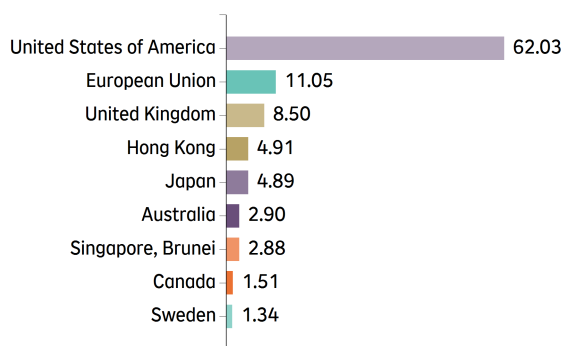
## Sector Allocation (%)



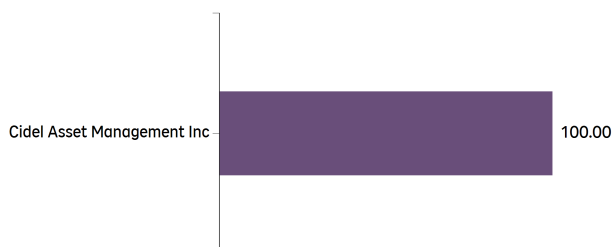
## Top Holdings (%)

Nvidia Corp	3.93
Astrazeneca Plc	3.65
Abbott Laboratories	3.37
CMS Energy Corp	3.33
BAE Systems Plc	3.23
Apple Inc	3.23
ConocoPhillips	3.12
Colgate-Palmolive Co	2.94
Marriott International Inc	2.88
AIA Group Limited	2.83
Other	67.50
<b>Total</b>	<b>100.00</b>

## Geographical Allocation (% of total equity)



## Underlying Manager Allocation (%)



## Fund Managers

**Charles Lannon, CFA**

**Head of Equities, Lead Portfolio Manager**

Charles manages Cidel's equity team and serves as lead portfolio manager on Cidel's Global Equity strategy and co-manager on Cidel's International Equity strategy, Cidel Equity Income and its various Balanced strategies. Before joining Cidel in 2004, he worked for a major accounting firm's corporate finance practice and a mutual fund firm. He has a BA and an MBA from the University of Toronto.



## Contact Information

Investment Manager	Hollard Investment Managers (Pty) Ltd
Company Registration	1997/001696/07
Client Service	0860 202 202
Fax	011 351 3816
Email	customer@hollardinvestments.co.za
Website	www.hollard.co.za/unit-trust-funds

**Prescient**  
FUND SERVICES (IRELAND)

**Cidel**  
Asset Management

## Statutory Disclaimer & Notes

The Hollard Focused Global Equity Fund is a sub-fund of the Prescient Global Funds ICAV, an open-ended umbrella type investment company, with segregated liability between its sub-funds, and authorised by the Central Bank of Ireland as an undertaking for collective investment in transferable securities under the European Communities (UCITS) Regulation, 2011 as amended (the Regulations). It is managed by Prescient Fund Services (Ireland) Limited ("Prescient") which is authorised by the Central Bank of Ireland, as a UCITS IV Management Company. The Prescient Global Funds ICAV full prospectus with the funds specific risk and the Fund's KIID are available free of charge from the Manager in English or by visiting [www.prescient.ie](http://www.prescient.ie). Collective Investment Schemes in Securities (CIS) should be considered as medium to long-term investments. The value may go up as well as down and past performance is not necessarily a guide to future performance. CISs are traded at the ruling price and can engage in scrip lending and borrowing. The collective investment scheme may borrow up to 10% of the market value of the portfolio to bridge insufficient liquidity. A schedule of fees, charges and maximum commissions is available on request from the Manager. There is no guarantee in respect of capital or returns in a portfolio. A CIS may be closed to new investors in order for it to be managed more efficiently in accordance with its mandate. CIS prices are calculated on a net asset basis, which is the total value of all the assets in the portfolio including any income accruals and less any permissible deductions (brokerage, STT, VAT, audit fees, bank charges, trustee and custodian fees and the annual management fee) from the portfolio divided by the number of participatory interests (units) in issue. Forward pricing is used. The Fund's Total Expense Ratio (TER) reflects the percentage of the average Net Asset Value (NAV) of the portfolio that was incurred as charges, levies and fees related to the management of the portfolio. A higher TER does not necessarily imply a poor return, nor does a low TER imply a good return. The current TER cannot be regarded as an indication of future TERs. During the phase in period TERs do not include information gathered over a 1 year. Transaction Costs (TC) is the percentage of the value of the Fund incurred as costs relating to the buying and selling of the Fund's underlying assets. Transaction costs are a necessary cost in administering the Fund and impacts Fund returns. It should not be considered in isolation as returns may be impacted by many other factors over time including market returns, the type of Fund, investment decisions of the investment manager and the TER. Where foreign securities are included in a portfolio there may be potential constraints on liquidity and the repatriation of funds, macroeconomic risks, political risks, foreign exchange risks, tax risks, settlement risks, and potential limitations on the availability of market information. The investor acknowledges the inherent risk associated with the selected investments and that there are no guarantees. Please note that all documents, notifications of deposit, investment, redemption and switch applications must be received by Prescient Fund Services (Ireland) by or before 10h00 (Irish Time), to be transacted at the net asset value price for that day. Where all required documentation is not received before the stated cut-off time Prescient shall not be obliged to transact at the net asset value price as agreed to. Funds are priced at 17h00 (New York Time). Performance has been calculated using net NAV to NAV numbers with income reinvested. The performance for each period shown reflects the return for investors who have been fully invested for that period. Individual investor performance may differ as a result of initial fees, the actual investment date, the date of reinvestments and dividend withholding tax. Annualised performance shows longer term performance rescaled to 4-year period. Annualised performance is the average return per year over the period. Actual annual figures are available to the investor on request. Highest and lowest returns for any year over the period since inception have been shown. NAV is the net asset value represents the assets of a Fund less its liabilities. Full performance calculations are available from the manager on request. For any additional information such as fund prices, brochures and application forms please go to [www.prescient.ie](http://www.prescient.ie). The Hollard Focused Global Equity Fund is registered and approved under section 65 of CISA. The fund has adhered to its policy objective and that there were no changes in the fund's composition. Prices are published daily and are available on the Prescient website.

Notes: Risk Rating Definition: Aggressive/ High Risk: Generally, these portfolios hold more equity exposure than any other risk profiled portfolio therefore tend to carry higher volatility. Expected potential long-term returns could be higher than other risk profiles, in turn potential losses of capital could be higher.  
Contact details: Trustees: Northern Trust Fiduciary Services (Ireland) Limited | Sub-Delegated Manager Contact Details: Cidel Asset Management Inc 60 Bloor St. West, 9th Floor, Toronto, Ontario, M4W 3B8 info@cidel.com | Management Company: Prescient Fund Services (Ireland) Limited, 35 Merrion Square East, Dublin 2, D02 KH30, Ireland Postal address: 33 Sir John Rogerson's Quay, Dublin 2, Ireland Telephone number: 00 353 1 676 6959 | Representative Office: Prescient Management Company (RF) (Pty) Ltd, Registration number: 2002/022560/07 Physical address: Prescient House, Westlake Business Park, Otto Close, Westlake, 7945 Postal address: PO Box 31142, Tokai, 7966 | Telephone number: 0800 111 899. E-mail address: info@prescient.co.za Website: [www.prescient.co.za](http://www.prescient.co.za)

Issued Date: 14-Apr-2026