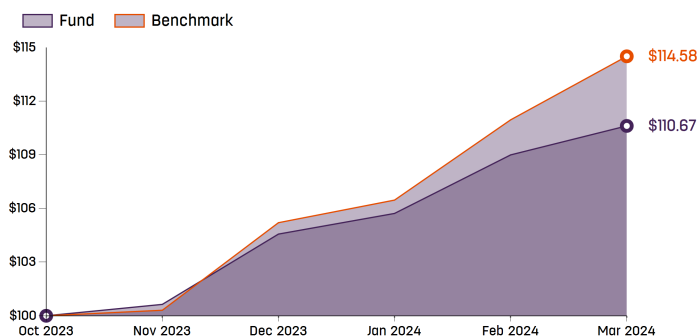


Fund Information

Fund Objective	The fund aims to achieve capital growth over the long term with less volatility than global equity markets. The fund aims to achieve this objective by investing in diversified opportunities across various markets and industries around the world. A focus on earnings growth and consistent cash flow generation will see the fund earn superior long-term, risk adjusted returns.
Fund Manager	Hollard Investment Managers (Pty) Ltd
Class Launch Date	23 November 2023
Total Fund Size	USD 2 213 440
Benchmark	MSCI World Index
Income Distribution Dates	Income Distribution Dates: None (Accumulating class)
Investment Horizon	Long term - 7 year rolling periods or longer
Codes	ISIN: IE000USZ5S84
Price Per Unit	\$110.67
Risk Rating	Aggressive

Performance

Value of \$100 invested at inception and all distributions reinvested



Performance Period (%)	Fund	Benchmark
1 month	1.49	3.21
3 months	5.82	8.88
Year to date	5.82	8.88
Since inception cumulative (5 months)	10.67	14.58

Statistics (Since Inception)

	Fund	Benchmark
Monthly standard deviation annualised (%)	N/A	N/A
Positive months (%)	N/A	N/A
Maximum drawdown (%)	N/A	N/A
Months outperformed benchmark (%)	N/A	N/A

Returns-based statistics will only be shown after 6 months.

Investment Mandate

The fund's investment policy requires that:

- > Up to 15% of the Net Asset Value of the Fund may be invested in emerging markets
- > Up to 10% of the Net Asset Value of the Fund may be invested, in aggregate, in one or more open-ended collective investment schemes (including exchange traded funds)
- > Up to 10% of the Net Asset Value of the Fund will be held in the shares or securities of any one corporate issuer, measured at the time of purchase

Investor Profile

This fund is suitable for those investors who:

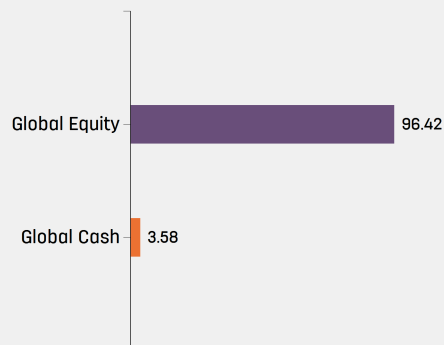
- > Seek exposure to global listed equities to provide long-term capital growth
- > Are comfortable with stock market fluctuation (i.e. short to medium term volatility)
- > Are prepared to take on the risk of capital loss
- > Wish to use the Fund as an equity "building block" in a diversified multi-asset class portfolio

Fees & Expenses (%)

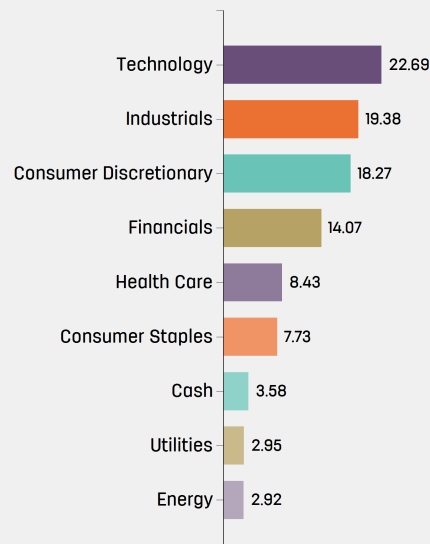
Total Investment Charge	N/A
Total Expense Ratio	N/A
Transaction Cost	N/A
Initial Management Fee (excl. VAT)	0.00
Annual Management Fee (excl. VAT)	0.70
Performance Fees	N/A

Total Investment Charge and related costs for the fund class to be reflected for periods equal and greater than 12 months from the fund class' inception date.

Asset Allocation (%)



Sector Allocation (%)

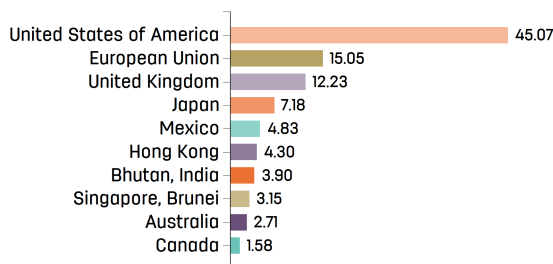


Source: Morningstar & Hollard Investments, Cidel AM

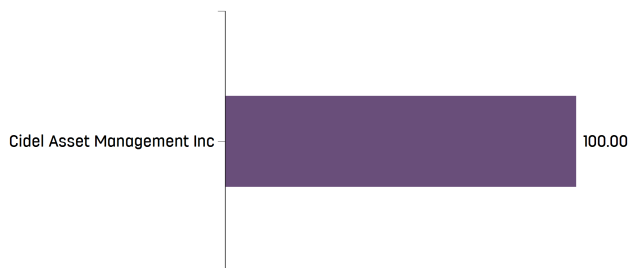
Top Holdings (%)

Microsoft Corp	5.95
Visa Inc	3.81
AstraZeneca Plc - ADR	3.68
Nvidia Corporation	3.55
Nintendo Co Ltd	3.49
Willis Towers Watson PLC	3.47
RELX plc	3.44
United Overseas Bank Ltd	3.04
Jacobs Solutions Inc	3.04
Marriott Int'L A	2.98
Other	63.54
Total	100.00

Geographical Allocation (% of total equity)



Underlying Manager Allocation (%)



Fund Managers

Ashveena Teeluckdharry-Khusial, CFA CAIA

Chief Investment Officer

Ashveena manages the Hollard Prime Unit Trust Funds and oversees the investment process. She is responsible for the asset allocation, manager research, portfolio construction and monitoring of the Hollard Prime Unit Trust Funds. Ashveena joined Hollard Investments in May 2015, from Liberty Financial Solutions where she managed the Liberty shareholder investment portfolio. Ashveena started her career at PPS Investments.



Conlias Mancuveni, FRM MBA

Head: Implemented Portfolio Solutions

Conlias co-manages the Hollard Prime unit trust range with responsibilities for asset allocation, manager research, portfolio construction and monitoring. He has over 15 years' experience in investment management. Conlias has also spent time in Australia where he was a Senior Investment Consultant for National Australia Bank, managing discretionary multi-asset portfolios and providing consulting services to institutional and high networth clients. He first joined Hollard Investments in March 2013, from PPS Investments where he was a Senior Investment Analyst.



Contact Information

Investment Manager	Hollard Investment Managers (Pty) Ltd
Company Registration	1997/001696/07
Client Service	0860 202 202
Fax	011 351 3816
Email	customer@hollardinvestments.co.za
Website	www.hollard.co.za/unit-trust-funds

Statutory Disclaimer & Notes

The Hollard Focused Global Equity Fund is a sub-fund of the Prescient Global Funds ICAV, an open-ended umbrella type investment company, with segregated liability between its sub-funds, and authorised by the Central Bank of Ireland as an undertaking for collective investment in transferable securities under the European Communities (UCITS) Regulation, 2011 as amended (the Regulations). It is managed by Prescient Fund Services (Ireland) Limited ("Prescient") which is authorised by the Central Bank of Ireland, as a UCITS IV Management Company. The Prescient Global Funds ICAV full prospectus and the Fund's KIID are available free of charge from the Manager in English or by visiting www.prescient.ie.

This is a minimum disclosure document. Collective Investment Schemes in Securities are generally medium to long term investments. The value of participatory interests may go down as well as up and the manager does not provide any guarantee either with respect to the capital or the return of a portfolio. Past performance is not necessarily an indication of future performance. CIS's are traded at ruling prices and can engage in borrowing and scrip lending. Different classes of units apply to these portfolios and are subject to different fees and charges. A schedule of fees and charges and maximum commissions is available on request from the manager. The manager has a right to close portfolios to new investors in order to manage them more efficiently in accordance with their mandates. Commission and incentives may be paid and if so, would be included in the overall costs. Forward pricing is used. The manager may borrow up to 10% of the market value of the portfolio to bridge insufficient liquidity. Investment performance is for illustrative purposes only and is calculated by taking actual initial fees and all ongoing fees into account for the amounts shown and reinvesting all income on the reinvestment date. Actual investment performance will differ based on the initial fees applicable, the actual investment date and the date of reinvestment of income and dividend withholding tax. Performance is calculated for the portfolio as well as that of the individual investor. Dealing prices are calculated on a net asset value and auditor's fees, bank charges and trustee fees are levied against the portfolios. The manager retains full legal responsibility for the third-party-named portfolio. The daily cut off time is 10.00 am Irish time for trades and the valuation point is 17:00. Although reasonable steps have been taken to ensure the validity and accuracy of the information in this document, Prescient does not accept any responsibility for any claim, damages, loss or expense, howsoever arising, out of or in connection with the information in this document, whether by a client, investor or intermediary. This document should not be seen as an offer to purchase any specific product and is not to be construed as advice or guidance in any form whatsoever. Investors are encouraged to obtain independent professional investment and taxation advice.

Trustees: Northern Trust Fiduciary Services (Ireland) Limited
Sub-Delegated Manager Contact Details:
Cidel Asset Management Inc:
60 Bloor St. West
9th Floor
Toronto, Ontario
M4W 3B8 info@cidel.com